

## Choir Auditions for 2020-2021 School Year

It's hard to believe that it is already time to be thinking about groups for next year!

**Auditions will take place Friday, May 1 through Friday, May 15 for 6<sup>th</sup> and 7<sup>th</sup> grade students.**

There will be **THREE** components of your audition. I will use all 3 submissions to determine who goes into which groups next year. These auditions are always full of surprises. Sometimes, I think I know who should go into which group, and then I hear auditions and people end up in completely different groups! So, please do the best that you can :)

### **#1 - "Happy Birthday"**

Please upload a video or audio file of you singing "Happy Birthday." You pick the key! Whatever key you are most comfortable singing in!

- If you cannot upload your file to Canvas, please e-mail it to me at [jamie.moore@madison-schools.com](mailto:jamie.moore@madison-schools.com).

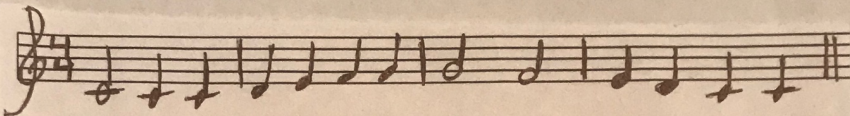
### **#2 and #3 - Sight Reading Exercises**

I will be referencing your **RHYTHM ASSIGNMENT #5** and your **SR ASSIGNMENT #5** on Sight Reading Factory. Reminders:

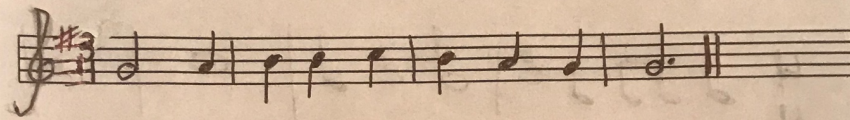
- Rhythm assignments - **SPEAK** on your ta's and ta-di's.
- SR assignments - **SING on your SOLFEGE**. Please don't speak on your solfege. I need to hear you sing! Also, please always check your starting pitch with the tuning fork icon, located in the top right of your exercises.
- **If you do not have access to Sight Reading Factory at home or are not currently in Choir, please record yourself performing the following exercises:**
  - **ONE** of the **SIGHT SINGING** exercises (you choose your starting pitch) – please **SING** on your **SOLFEGE**. If you don't know solfege, just sing on a neutral syllable such as "du."
  - The **RHYTHM** at the bottom – please speak on your ta's and ta-di's.
  - Again, please e-mail these to me at [jamie.moore@madison-schools.com](mailto:jamie.moore@madison-schools.com)


# SIGHT SINGING

- Choose ONE line to SING on your SOLFEGE (Do, Re, Mi, etc.). Record when ready!

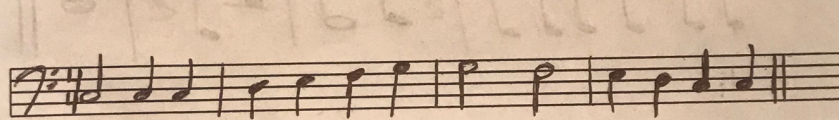
GIRL #1 → 

OR

GIRL #2 → 

GUY #1 → 

OR

GUY #2 → 

# RHYTHM

- Speak on your  
ta's and ta-di's.  
Record when ready!

Handwritten musical notation on a staff, featuring various notes, rests, and bar lines. The notation is written in a cursive style.